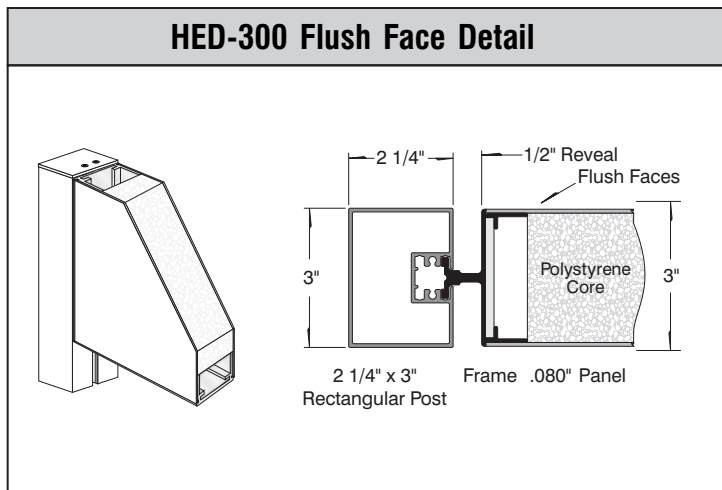
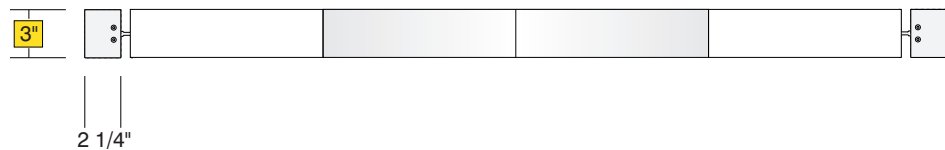
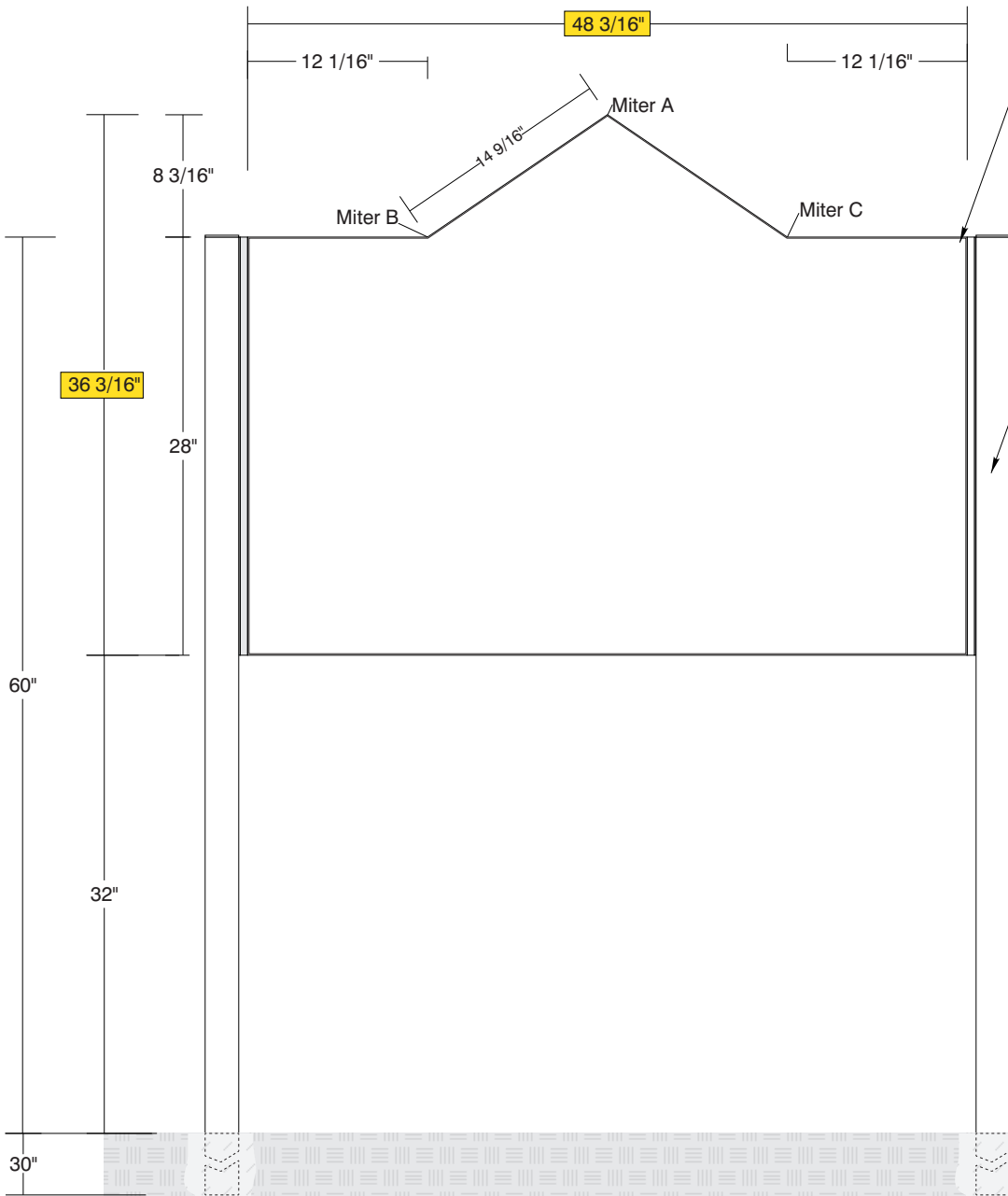


TOP VIEW



SIDE A



•Sign System: HED-300 Flush Face Indented Peak

- Miter A: 45°
- Miter B & C: 17.11°
- (2) .080" Aluminum Panel: (H) 36" x (L) 48"

•Paint:


- Standard White - Frame, Panels, Posts, Caps

•Double Post Mount

- (2) Posts Size: 2 1/4" x 3" x (L) 90" with Caps



SIDE B



Date	DWG# HED-300_FF_IndentPeak	Scale:	1"=1"	Customer	Mounting	Double Post Mount		Quote #	
XX.XX.XX					SF/DF	double face		Sales Rep.	
Quantity				Location	Illuminated	NO	UL	Illustrator:	
1					Voltage	N/A	Amp		
Page				System	ADA	No	Rev. 0	Reviewed By:	
1 of 1				HED-300 (36" x 48") Flush Face Indented Peak Sign System	*Due to the ADA/ANSI's wide interpretation and other factors that may exist, we cannot affirm compliance in all situations and is hereby removed from responsibility regarding these issues.				



• 6400 Howard Drive, Fairview PA 16415 • Toll Free 800.458.0591 •  
 • PA 814.833.7000 • Fax 814.838.0011 •  
 www.howardindustries.com

All concepts and designs represented by this drawing are the property of Howard Industries and may not be reproduced or used in any manner without written consent. ©Copyright 2020 Howard Industries.